

JH Solar

Buck dcdc energy storage inductor calculation



Overview

The 'buck' DC-DC converter is employed to step voltages down without isolation and utilizes an inductor as an energy storage element. This article will explain how to choose the right Inductor for DC-DC Buck applications, its calculation of impedance and ripple current to get optimum performance. A.

The 'buck' DC-DC converter is employed to step voltages down without isolation and utilizes an inductor as an energy storage element. This article will explain how to choose the right Inductor for DC-DC Buck applications, its calculation of impedance and ripple current to get optimum performance. A.

This article elaborates on design and calculation of buck DC/DC converters. The post is based on Würth Elektronik 's " DC/DC Converter Handbook " that can be ordered from WE website here. Published under permission from Würth Elektronik. Among the switched-mode power supplies (see DC-DC Converter.

This application report provides design information to help select an off-the-shelf inductor for any continuous-mode buck converter application. Inductor Current Waveform. Specifications of Available.

The inductance value for buck converter can be calculated by using formula given below: The ripple current is essential in determining the core losses. It is an important parameter for minimizing the power loss of the power inductor. Rated Current of Inductor, IR- The maximum current the gauge of.

This application note covers the steps required in choosing the inductor and to calculate the value used in buck regulator IC circuits. Buck (Step-Down) Converter Switching regulators are used in a variety of applications to provide stable and efficient power conversion. A buck converter is a.

Inductors are an essential component of switching voltage regulators and synchronous buck converters, as shown in Figure 1. In all switching regulators, the output inductor stores energy from the power input source when the MOSFETs switch on and releases the energy to the load (output). Figure 1.

What is the main task of the inductor?

= constant $V = 0$ Wire is wound in a coil shape with or without a core. If current is increasing, inductors try to keep the current from increasing. If the current is decreasing, inductors try to keep the current from decreasing. What is an Inductor?

Inductors. How much power does a buck DC/DC converter lose?

In this example, the total inductor power loss is $0.294W + 0.983W = 1.277W$. There are many inductor types to choose from, but most buck DC/DC converters typically use ferrite drum and iron powder toroid inductors. So when designing a buck converter, keep these inductor selection criteria in mind for a high-performance, stable and reliable design.

What is a buck DC-DC converter?

The 'buck' DC-DC converter is employed to step voltages down without isolation and utilizes an inductor as an energy storage element. This article will explain how to choose the right Inductor for DC-DC Buck applications, its calculation of impedance and ripple current to get optimum performance.

What is a good inductor size for a buck converter?

The inductor value can be increased to reduce the ripple-ratio; however, this will typically result in an inductor size that is physically too big for practical use. Consequently, "r" is usually set between 0.2 and 0.5 for buck converters. or Current flowing through the coil is a combination of output current and ripple-current.

How to choose a synchronous buck DC/DC converter?

Synchronous Buck DC/DC Converter You should select inductors to manage output capacitor size, load transients and output ripple current. There are benefits of both low and high inductance values. Lower DC resistance (DCR), which is inherent in the inductor wire, and which affects ripple and power loss.


How to calculate buck converter?

Fig.1 shows the basic configuration of buck converter: The initial step to calculate the duty cycle (D) for the max. input voltage. $V_{out} \text{ Max. Duty Cycle, } D = \frac{V_{in}(\text{max}) \times \eta}{\text{Switching Frequency}}$ - The rate at which the DC voltage is switched on and off during the pulse width modulation process in a switching power supply.

How do you calculate inductance based on inductor discharging mode?

Q1 is turned off in inductor discharging mode, where I_L drops and the inductor releases energy. The inductance (L) can be calculated based on the relationship between the voltage and current across the inductor. This relationship can be calculated with Equation (1): $V = L \times di / dt$ (1)

Buck dc/dc energy storage inductor calculation



Choosing Inductors for Energy Efficient Power Applications

Energy efficiency can be as much about the inductors as the circuit topology. In high frequency DC-DC converters, inductors filter out the AC ripple current superimposed on the DC output. ...

Output inductor considerations in a synchronous buck converter

There are many inductor types to choose from, but most buck DC/DC converters typically use ferrite drum and iron powder toroid inductors. So when designing a buck converter, keep these ...



Energy Stored in an Inductor

The article discusses the concept of energy storage in an inductor, explaining how inductors store energy in their magnetic fields rather than dissipating it as heat. It covers the mathematical formulation for calculating stored ...

How to Choose the Right Inductor for DC-DC Buck ...

This article will explain how to choose the right Inductor for DC-DC Buck applications, its calculation of impedance and ripple current to

get optimum performance.

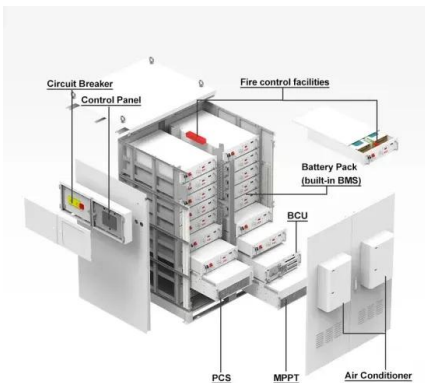


Buck Converter

There can be at most three inductors in buck converter that are storage inductor, coupled inductor and filter inductor. Therefore, the losses of all these inductors are considered in buck converter.

How to Calculate a Buck Converter's Inductance

This article discusses how to calculate the inductance of a buck converter using the MPQ2314 as well as key parameters including the rising current of the inductor temperature, saturation ...



Bidirectional Three-Level DC-DC Converters: Sum ...

Bidirectional non-isolating DC-DC converters are a key technology for electrified transportation systems. They are particularly relevant for vehicles with more-electric drivetrains [1]-[3]. DC ...

Buck Converter Simulation with PSpice , Cadence

The buck converter is a fundamental non-isolated DC-DC converter that achieves voltage step-down through controlled switching action and energy storage elements.



An Accurate Approach for Calculating the Efficiency of a

...

ABSTRACT This application note shows how to calculate the power loss for a synchronous buck converter. It discusses the theory calculation for switch losses, inductor losses, input and ...

SSZTAP6 Technical article , TI

George Lakkas Inductors are an essential component of switching voltage regulators and synchronous buck converters, as shown in Figure 1. In all switching regulators, the output inductor stores energy from the power ...



Energy Stored in an Inductor

The article discusses the concept of energy storage in an inductor, explaining how inductors store energy in their magnetic fields rather than dissipating it as heat. It covers the mathematical ...

...

How to Calculate a Buck Converter's Inductance , Article , MPS

This article discusses the working principles of buck topology and the steps to calculate a buck converter's inductance using the MPQ2314 toward optimizing system efficiency, output voltage ...



[PowerPoint Presentation](#)

Magnetizing currents create magnetic fields
 Magnetic fields store energy Inductors are temporary energy storage devices Used in low pass filters with capacitors for ...

How to Select an Inductor for a DC-DC Converter?

Selecting the right inductor for a DC-DC converter involves balancing multiple factors, including inductance value, current ratings, power dissipation, thermal considerations, ...



Choosing the Right Inductor for Your DC/DC Converter

What Is an Inductor? Inductors can store induced electric energy as magnetic energy. With the change of current in time, the induced magnetic energy changes, causing electromotive force.

Buck Converter Basics: Design, Operation, and ...

A buck converter, also known as a step-down converter, is a high-energy efficiency DC-to-DC converter that steps down the input voltage to a lower output voltage while maintaining the same polarity. It ...



Single energy storage inductor-based multi-port converter design

To address these issues, this paper proposes a multi-port converter based on a single energy storage inductor, which reduces both the energy storage inductor and capacitor ...

Capacitor Calculation for Buck converter IC

Buck converter Figure 1 is the basic circuit of buck converter. When switching element Q1 is ON, current flows from VIN through the coil L and charges the output smoothing capacitor CO, and ...



How to Calculate a Buck Converter's Inductance

Introduction In the buck circuit, the inductor design is a key element that is closely related to system efficiency, the output voltage ripple (ΔV_{OUT}), and loop stability. This article discusses ...

AN-1197 Selecting Inductors for Buck Converters (Rev. B)

ABSTRACT This application report provides design information to help select an off-the-shelf inductor for any continuous-mode buck converter application.



Buck Converter Power Stage Calculator

The inductor ripple current is the difference between the maximum and the minimum current flowing through the output inductor L . This value is used later on to calculate the peak current ...

Bidirectional DC-DC Converters for Energy Storage Systems

1. Introduction Bidirectional dc-dc converters (BDC) have recently received a lot of attention due to the increasing need to systems with the capability of bidirectional energy transfer between ...



Comparative Analysis of Bidirectional Buck/Boost DC-DC

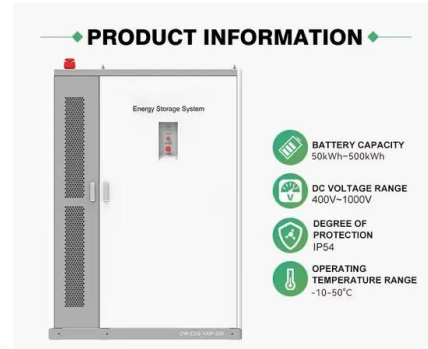
...

A "Bidirectional Buck/Boost DC-DC Converter" comes under a "Non-isolated converter" and this converter consists of two switches, 1 inductor, and 2 capacitors which are shown schematically

...

Selection of Storage Inductors for DC/DC Converters

Discover the properties and selection of storage inductors for DC/DC converter applications. Learn about core materials, saturation behavior, and more.



Development of a Buck Converter for Efficient Energy Storage

Buck Converter The Direct Current to Direct Current (DC-DC) Buck Converter operates by using a high-frequency switch (typically a transistor) or Metal-Oxide ...

Buck Converter Calculator - Homemade Circuit ...

A buck converter is a type of switching regulator which we use to step down a high DC voltage to a lower DC voltage. The inductor is a very important part of the circuit because it stores and releases energy to keep output power ...



[HANDBOOK DC/DC CONVERTER HANDBOOK](#)

In addition, there are also DC/DC converter topologies that can operate with both higher and lower input voltages, so-called buck-boost converters. Typical representatives of this group are ...

Energy Storage Inductor

The energy storage inductor in a buck regulator functions as both an energy conversion element and as an output ripple filter. This double duty often saves the cost of an additional output filter, ...



Calculating Minimum Inductor Value for Buck-Boost Converter

Buck-Boost Converter Design: This calculation uses the continuous conduction mode (CCM) approximation for a buck-boost converter. The inductor value is calculated to ...

Inductor Calculation for Buck Converter IC

Inductor Calculation for Buck Converter IC No.12027ECY01 This application note covers the steps required in choosing the inductor and to calculate the value used in buck regulator IC circuits.



Contact Us

For catalog requests, pricing, or partnerships, please visit:
<https://apartamenty-teneryfa.com.pl>