

**JH Solar**

# Using pumped water storage in sewage treatment plants



## Overview

---

This course provides an introduction to design criteria for treated water storage requirements at facilities, gives typical design analyses for elevated tanks, standpipes, and reservoirs, and provides guidance on the procedures to be followed in selecting sites for such storage works. The course.

This course provides an introduction to design criteria for treated water storage requirements at facilities, gives typical design analyses for elevated tanks, standpipes, and reservoirs, and provides guidance on the procedures to be followed in selecting sites for such storage works. The course.

This work develops a control-oriented hydraulic model of a water treatment facility with integrated pumped storage and introduces a model predictive control strategy for scheduling treatment plant system operations to minimize greenhouse gas emissions and safely meet water demand. 1. INTRODUCTION.

This paper evaluates data from 10, 2600 kW centrifugal pumps in a large wastewater treatment facility in order to identify efficiency opportunities. Of the three interventions explored, energy savings of more than 3 percentage-points and 800,000 kWh annually were identified. Simple efficiency metrics.

ility and design of a novel pumped storage system in a wastewater treatment facility is investigated. Analysis covers the added benefit of aeration, costs, and specifications. For the given sub-megawatt system, off-the-shelf runner designs are not available. This research builds on an existing.

This study investigates sewage treatment technologies at manned and unmanned converter stations and pumped storage power stations across various regions of China, considering the regional differences in water availability, infrastructure, and ecological conditions. Using a multi-criteria evaluation. Why is a water treatment plant less efficient?

A water treatment plant is less efficient if flow rates through the plant are rapidly varied. Water storage facilities are constructed within a distribution network to meet the peak flow requirements exerted on the system and to provide emergency storage. 1.4.2 COST.

How much water does a treatment plant use a year?

Assuming a typical household might utilize 146,000 gallons per year (AWWARF, 2005), the water passing through one treatment plant at a rate of 100 gpm would be the equivalent to the amount of water consumed by approximately 360 households. It is important to consider the value of the treated water when evaluating discharge options.

How does a water pump station work?

Since all loads on the system are met without the use of elevated storage, the pump station must be capable of supplying the peak rates of water use to Areas A, B, and C, simultaneously, while maintaining the water pressure to Area C at a sufficient level.

Which type of storage tank should be accompanied by pump stations?

2.2.2 TYPE. Ground storage tanks or reservoirs, below ground, partially below ground, or constructed above ground level in the distribution system, may be accompanied by pump stations if not built at elevations providing the required system pressure by gravity.

Does discharge to a POTW conserve ground water as a resource?

Discharge to a POTW generally does not conserve the extracted ground water as a resource. The water discharged to the POTW is treated and then typically discharged to surface water. However, by using a POTW (or on-site treatment plant) as a component of the P&T treatment process, unnecessary or redundant treatment components can be eliminated.

How many gallons a day can a P&T treatment plant treat?

. . Significant quantities of water may be treated by a treatment plant associated with a ground water P&T remedy. For instance, each 100 gallons per minute (gpm) of remedy pumping would translate to 144,000 gallons per day, or more than 52 million gallons per year.

## Using pumped water storage in sewage treatment plants

---



### Leveraging existing water and wastewater infrastructure to

...

This paper first offers an innovative and unique solution through development of new pumped hydro storage systems, by leveraging the existing water and wastewater (W/WW) ...

### Leveraging existing water and wastewater infrastructure to


...

The results reveal that six sites (Hill Canyon Wastewater Treatment Plant, Tapia Water Reclamation Facility, Richmond Sewage Treatment Plant, San Luis Obispo Treatment ...



### 3.8 Private wastewater treatment systems - treatment plants

Every private wastewater treatment plant or septic tank serving a building must be designed and constructed in such a way that it will ensure the safe temporary storage and ...



### Pumping Stations in Wastewater: Essential ...





Pumping stations are crucial components in water management systems, playing a pivotal

role in transporting water and wastewater from one location to another.



**PRODUCT INFORMATION**



-  **BATTERY CAPACITY**  
50kWh~500kWh
-  **DC VOLTAGE RANGE**  
400V~1000V
-  **DEGREE OF PROTECTION**  
IP54
-  **OPERATING TEMPERATURE RANGE**  
-10~50°C

## Using Compressed Air Systems in Wastewater Treatment

Sewage comes to wastewater treatment plants from a variety of sources, including residential sources like kitchens and bathrooms, commercial buildings and ...

## The Complete Guide To Sewage Treatment Plants

Environmentally friendly - domestic wastewater treatment plants use natural biological processes to break down sewage and safely process harmful compounds. This reduces pollution and is ...



## Clean Water Branch , Wastewater

Wastewater and Polluted Runoff What Happens to Water After it Goes Down the Drain?  
 Wastewater Treatment Levels Less than secondary treatment removes solids by filtration, sedimentation, and chemical coagulation. ...

## Pumping and Processing in Wastewater Treatment Plants

A double disc pump has many useful applications throughout the wastewater treatment plant process. The use of this pump will lower the total cost of ownership for the plant.



## An Inside Look #4: Understanding Sewage ...

A sewage pumping station is a facility designed to collect and transport wastewater, including domestic sewage and industrial effluents, from lower to higher elevations. It acts as a crucial intermediary between ...

## Upper Gilboa Pumped Storage

This pumped storage project is designed to take advantage of the difference in electricity prices (low tariff at night and high tariff at a day time). This is why water is pumped to an elevated reservoir during the night, using net ...



## The Different styles of sewage treatment plant

Active sludge Fixed biology. Treatment plants are designed to grow bacteria, which feed upon contaminants in wastewater producing cleaner water which should be safe to ...

## Wastewater Treatment Plants

View Wastewater Treatment Plants in a larger map Do you ever wonder where the water from your home goes after it disappears down the sink or after you flush your toilet? If you live in a town or city, all of this water flows ...



## **Understanding Sewage Treatment Plants: How They Work**

Sewage water treatment plants are essential for environmental and public health. They treat and process wastewater from homes, businesses, and, in some cases, ...

## **The Different styles of sewage treatment plant**

Active sludge Fixed biology. Treatment plants are designed to grow bacteria, which feed upon contaminants in wastewater producing cleaner water which should be safe to release into the environment. This ...



## **Frequently asked questions (FAQ) on wastewater / sewage treatment**

The Wastewater/ STP FAQ, provides a primer on the basics related to all aspects of wastewater/ STP. The most popular FAQs are listed below. Please click on a topic ...

## Analysis of Domestic Sewage Treatment Technology for ...

This study investigates sewage treatment technologies at manned and unmanned converter stations and pumped storage power stations across various regions of ...



## Pumping Stations & Energy Storage

Konidena can be reached at rkonidena76@gmail . Backup power is one of the benefits provided by energy storage. With hurricanes, floods, and wildfires increasingly occurring, there is a risk of ...

## WHAT IS A PUMPED SEWAGE TREATMENT PLANT

What is Estonia's first large-scale energy storage project? Estonia's first large-scale energy storage project, Zero Terrain, has received an official permit and construction can go ahead., ...

### Applications

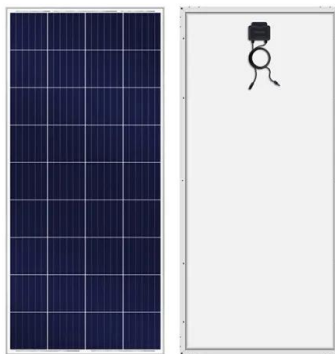


## Sewage Treatment Primer , Montgomery County, PA

[1] Sewer System: Centralized sanitary sewer systems collect and convey sanitary sewage (consisting of domestic, commercial, and industrial wastewater) in pipes, pump stations, ...

## Sewage Solutions for Flood Risk or Waterlogged Sites , WTE

Discover your options for sewage treatment systems and solutions for flood risk sites where normal wastewater treatment solutions would be a pollution hazard.



## Wastewater Treatment Plants

Wastewater Treatment Plants South Bay International Wastewater Treatment Plant, San Ysidro, California The SBIWTP is a 25 million gallon per day secondary treatment plant located in San ...

## Water Treatment Plant

A water treatment plant is defined as a facility that treats water and wastewater by removing contaminants to produce reusable or drinkable water, involving processes such as coagulation, ...




## Model-Based Control of Water Treatment with Pumped Water

...

This work develops a control-oriented hydraulic model of a water treatment facility with integrated pumped storage and introduces a model predictive control strategy for ...

## An Introduction to Treated Water Storage

Since all loads on the system are met without the use of elevated storage, the pump station must be capable of supplying the peak rates of water use to Areas A, B, and C, simultaneously, ...



## Data analytics and pump control in a wastewater treatment ...

Using this background, we evaluate data from 10, 2600 kW centrifugal pumps in a large New England wastewater treatment plant (WWTP) to understand the influence of pump design, ...

## Treatment of municipal sewage and reuse of Treated sewage ...

The objective of sewage treatment is to produce a treated Sewage without causing harm to the surrounding environment, Lakes, River and Ground water, prevent pollution and also reuse of ...



### Lithium battery parameters

Product capacity: 100Ah

Product size: 135\*197\*35mm

Product weight: 1.82kg 197mm / 7.7in

Product voltage: 3.2V

internal resistance: within 0.5



## Sewage Treatment: Cleaning Water For A Healthy Planet

Sewage treatment plants are essential to environmental and public health. They collect, treat, and discharge wastewater, ensuring it is safe to release into rivers and oceans ...

## Using Compressed Air Systems in Wastewater ...

Sewage comes to wastewater treatment plants from a variety of sources, including residential sources like kitchens and bathrooms, commercial buildings and stormwater flowing off streets and buildings. ...



## Types of Pumps Used in the Wastewater ...

Air Pressure Pumps -- Also known as pneumatic ejectors, these pumps use gravity to force wastewater into a designated tank whenever the levels get high enough to activate the float. Circulation ...

## WATER AND SEWER TREATMENT PLANT PIPING

Treatment plants employed in water and sewage systems are designed to treat a broad spectrum of water in-flows. These may include natural waters, sanitary sewage, and a ...



## Contact Us

---

For catalog requests, pricing, or partnerships, please visit:  
<https://apartamenty-teneryfa.com.pl>